

General Overview of the Sectors

The activities of CDR cover various economic sectors. However, the extent of these activities varies from sector to sector in accordance with the Government’s directives and Lebanon’s free enterprise economic system. The role of the State is limited to the support and promotion of the private sector. CDR works in conjunction with the various ministries concerned by implementing investment projects and providing them with technical assistance.

Operation and maintenance of completed infrastructure projects remains the responsibility of the relevant ministries. However, CDR manages and implements operation and maintenance services that may be requested by the Government.

CDR is active in the following four main sector groups:

- 1) Physical infrastructure: Electricity, telecommunications and transportation;
- 2) Social infrastructure: Education, public health, social and economical development, land use and environment;
- 3) Basic services: Water supply, wastewater, solid waste management;
- 4) Productive and other sectors: Agriculture, irrigation, sovereignty services, tourism and others;

The total value of contracts signed by CDR between 1992 and the end of 2009 was about US \$ 9, 658 million. About US \$ 6, 661 million of the projects were completed, while works valued at about US \$ 2,997 is underway. These contracts are distributed among sectors according to the following ratios:

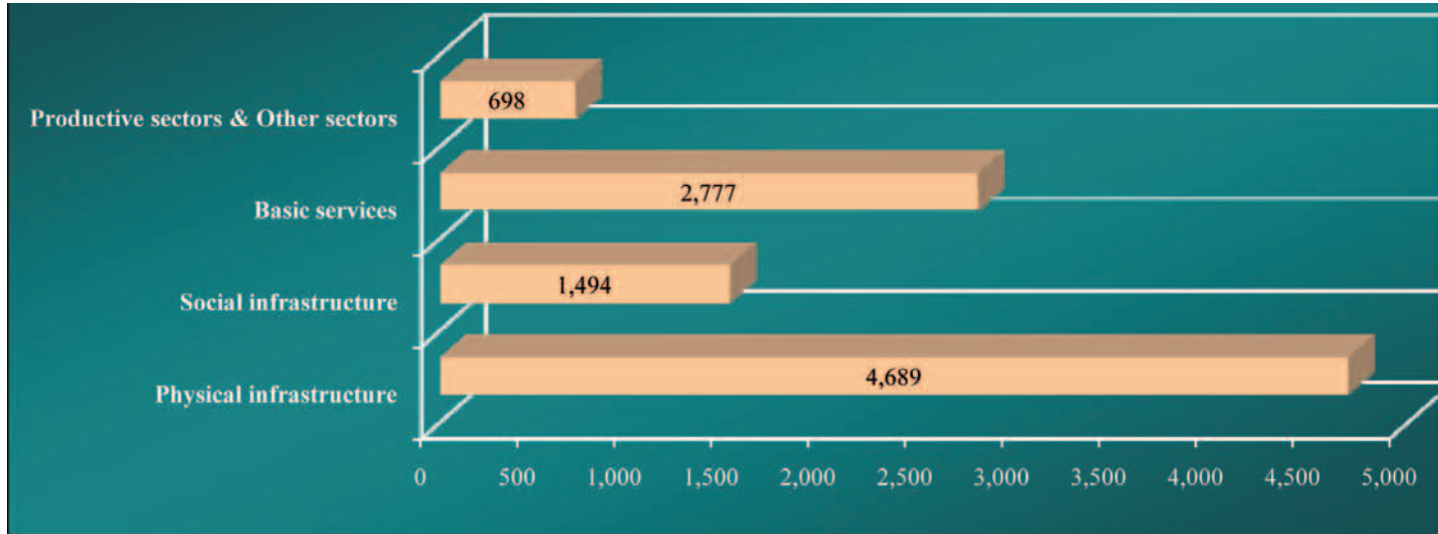
The charts that follow provide an overview of the distribution of contracts over the main sectoral groups, as well as the distribution of contracts over the specific sectors that make up these sectoral groups.

Sector	%
Electricity	15
Transportation	25
Water supply and Wastewater	14
Telecommunications and Post	9
Solid waste	14
Education	11
Public Health	3
Other sectors	9

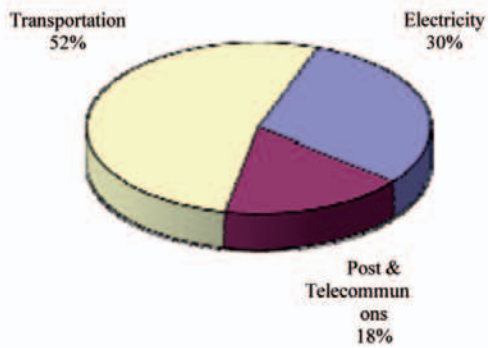
**Total value of contracts awarded from the 31st of December 1992 till the
31st of December 2009 in millions of dollars**

Sectors	Total Contracts (U.S. dollars)	Contracts In progress (U.S. dollars)	Contracts Completed (U.S. dollars)	Foreign funding (U.S. dollars)
Physical Infrastructure				
Electricity	1,414.70	107.11	1,307.60	1,270.10
Telecommunications, Posts	818.36	0.00	818.36	48.33
Transportation	2,456.07	899.84	1,556.24	917.22
Social Infrastructure				
Education	1,028.00	241.26	786.72	483.31
Public health	318.43	22.59	295.84	237.35
Environment and Regional Planning	66.51	32.82	33.69	50.54
Social and economical affairs	81.31	23.89	57.43	37.21
Basic Services				
Water Supply	788.20	337.57	450.63	572.97
Wastewater	596.90	343.78	253.12	355.36
Solid Waste	1,391.64	878.77	512.87	32.40
Productive sectors and other sectors				
Agriculture and Irrigation	112.55	17.29	95.52	84.90
Sovereign services	143.73	11.57	132.16	10.02
Other Sectors	441.43	80.86	360.57	160.38
Grand Total	9,658	2,997	6,661	4,260

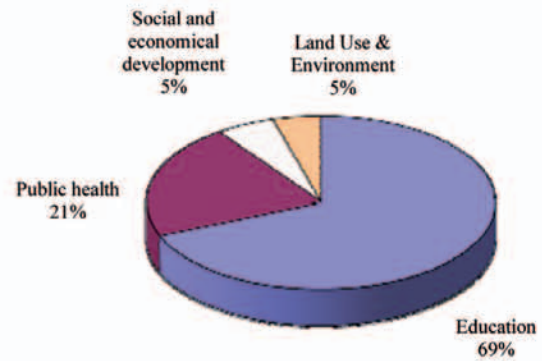
**Contracts awarded \$9,658 million
Distribution by sector**



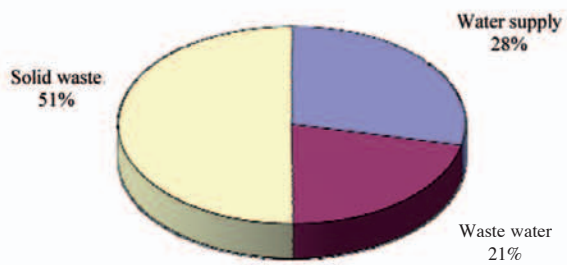
Physical infrastructure \$4,689 million



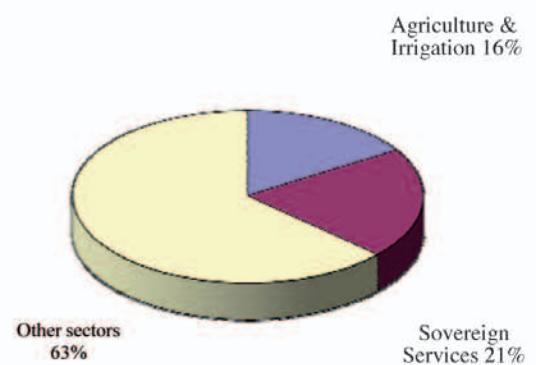
Social infrastructure \$1,494 million



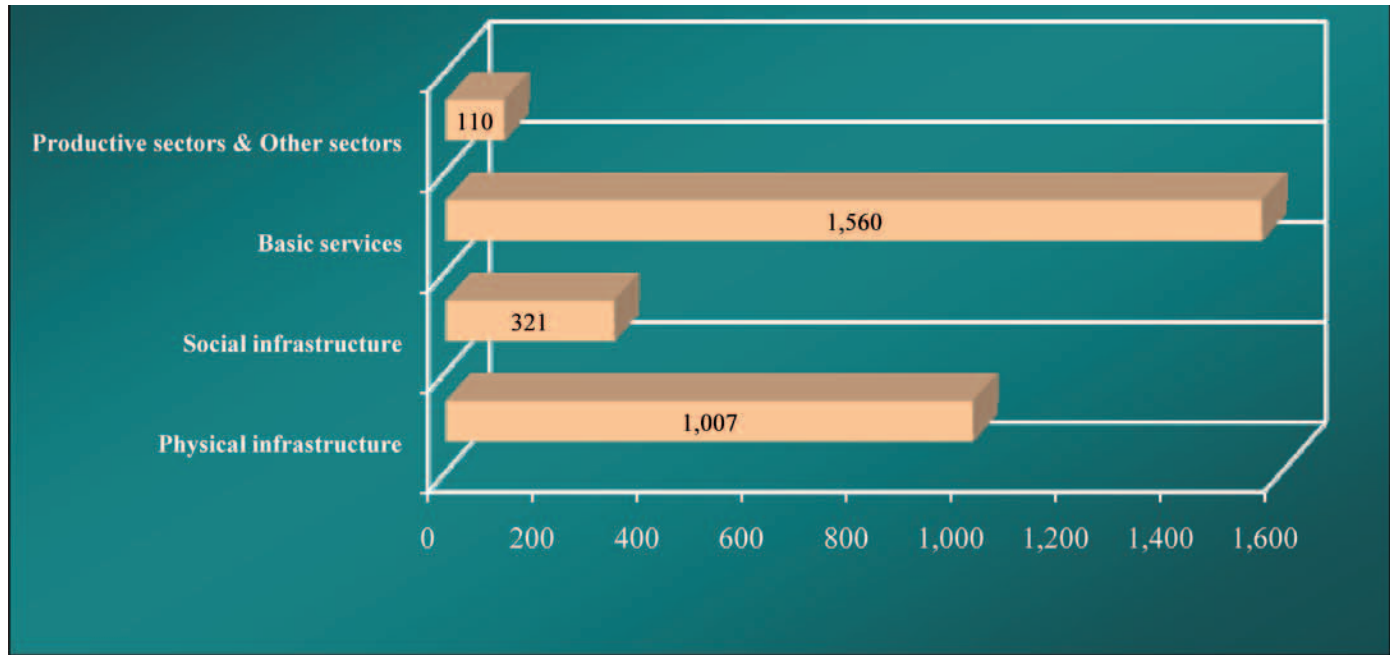
Basic services \$2,777 million



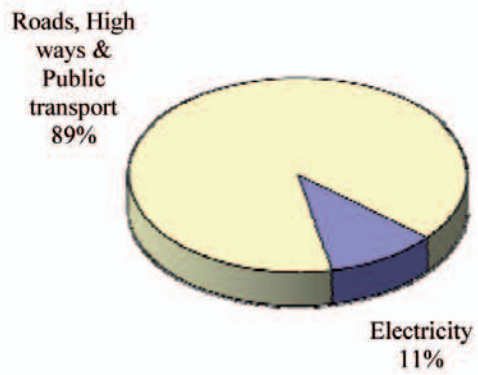
Productive sectors & Other sectors \$698 million



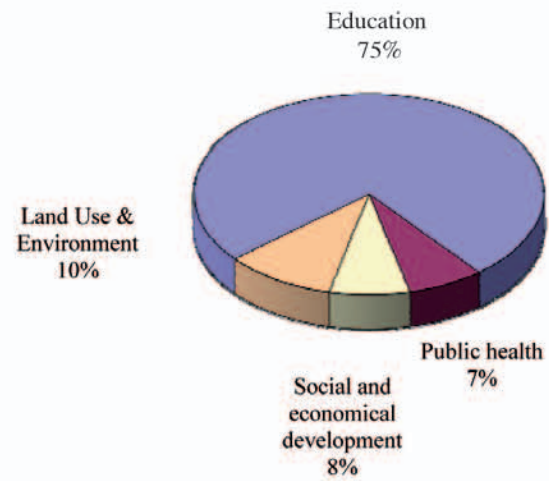
Contracts in progress \$2,997 million Distribution by sector



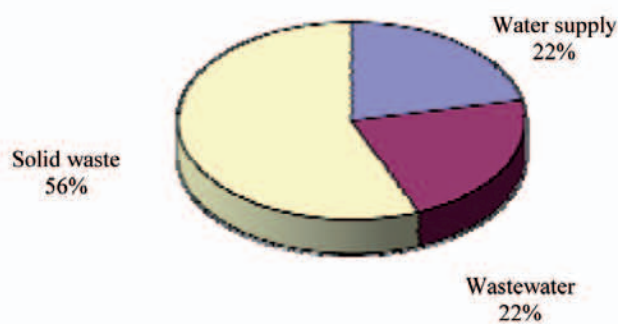
Physical infrastructure \$1,007 million



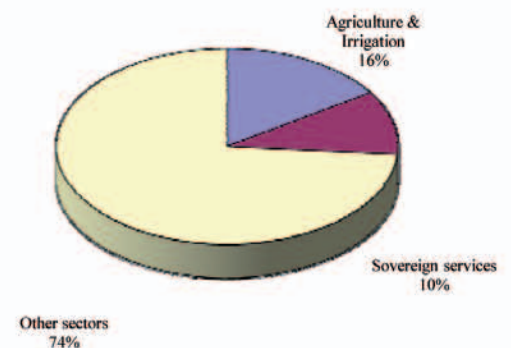
Social infrastructure \$321 million



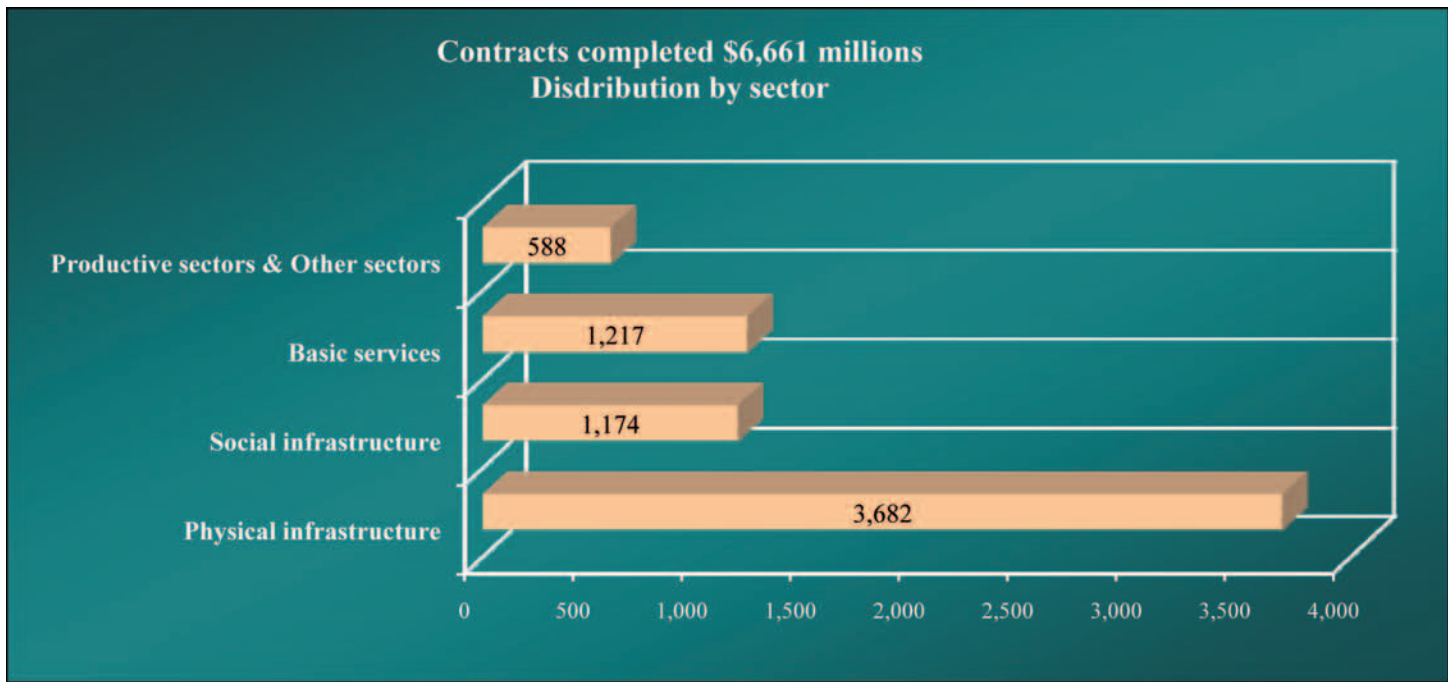
Basic services \$1,560 million



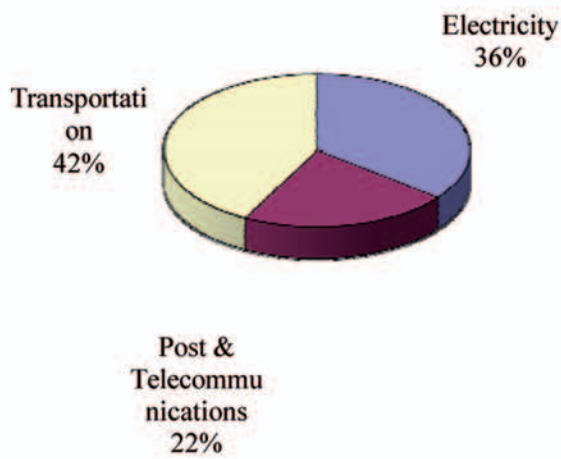
Productive sectors & other sectors \$110 million



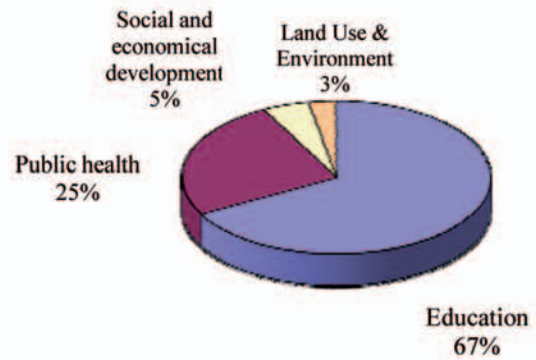
Contracts completed \$6,661 million Distribution by sector



Physical infrastructure \$ 3,682 million



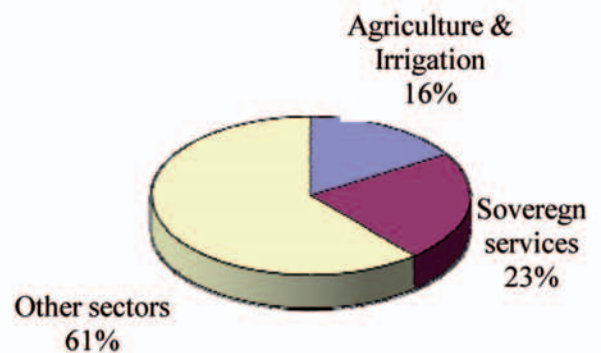
Social infrastructure \$1,174 million



Basic services \$1,217 million



Productive sectors & Other sectors \$588 million



**Contracts awarded \$9,658 million
(completed & in progress)
Distributed by sector**

