



General Overview of the Sectors

varies from sector to sector in accordance with the Government's directives and Lebanon's free enterprise economic system. The role of the State is limited to the support and promotion of the private sector. CDR works in conjunction with the various ministries concerned by implementing investment projects and providing them with technical assistance.

Operation and maintenance of completed infrastructure projects remains the responsibility of the relevant ministries. However, CDR manages and implements operation and maintenance services that may be requested by the Government.

CDR is active in the following four main sector groups:

Physical infrastructure: Electricity, telecommunications and transportation;
Social infrastructure: Education, public health, social and economical development, land use and environment;

Basic services: Water supply, wastewater, solid waste management;

Productive and other sectors: Agriculture, irrigation, sovereignty services, tourism and others;

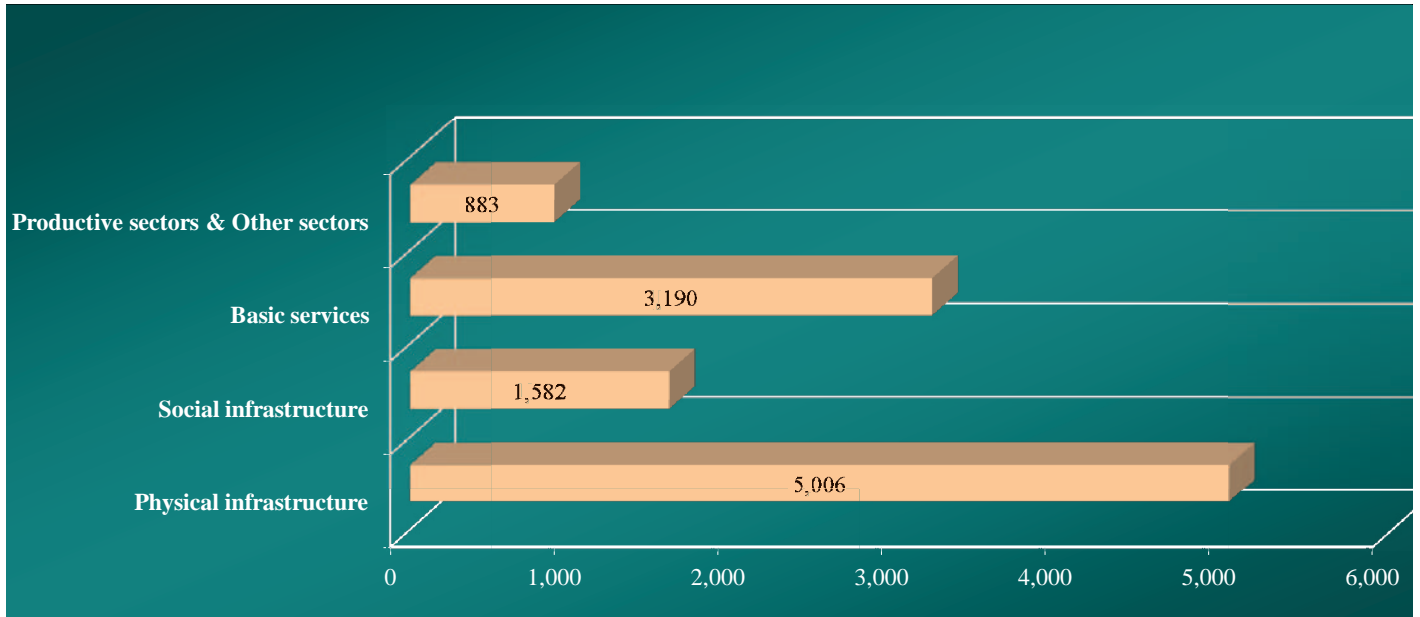
The total value of contracts signed by CDR between 1992 and the end of 2011 was about US \$ 10,662 million. About US \$ 7,402 million of the projects were completed, while works valued at about US \$ 3,260 is underway. These contracts are distributed among sectors according to the following ratios:

Sector	%
Electricity	14
Transportation	25
Water supply and Wastewater	14
Telecommunications and Post	7
Solid waste	16
Education	10
Public Health	3
Other sectors	11

**Total value of contracts awarded from the 31st of December 1992 till the
31st of December 2011 in millions of dollars**

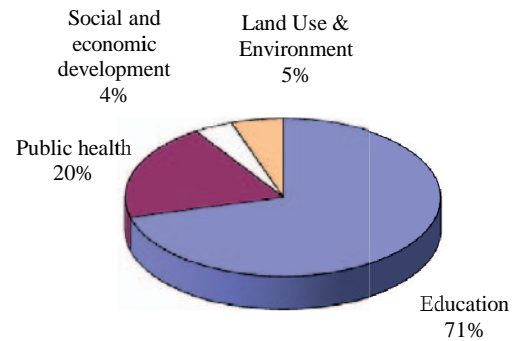
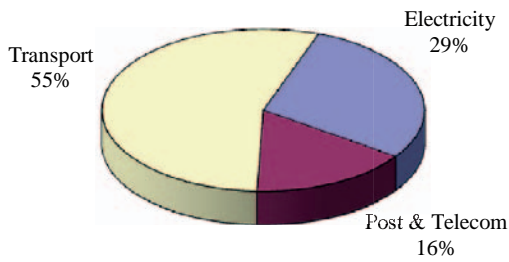
Sectors	Total Contracts (U.S. dollars)	Contracts In progress (U.S. dollars)	Contracts Completed (U.S. dollars)	Foreign funding (U.S. dollars)
Physical Infrastructure				
Electricity	1,457.95	41.41	1,416.54	1,269.69
Telecommunications, Posts	798.49	0.00	798.49	33.26
Transportation	2,749.85	877.01	1,872.84	1,047.06
Social Infrastructure				
Education	1,121.66	258.00	863.66	509.91
Public health	313.11	28.96	284.15	215.19
Environment and Regional Planning	84.46	47.87	36.59	59.07
Social and economical affairs	63.19	20.45	42.74	29.85
Basic Services				
Water Supply	832.63	233.43	599.20	603.95
Wastewater	688.34	385.43	302.91	402.85
Solid Waste	1,669.16	1,155.35	513.81	33.58
Productive sectors and other sectors				
Agriculture and Irrigation	114.73	18.46	96.27	87.08
Sovereign services	162.45	40.17	122.28	10.25
Other Sectors	605.67	153.46	452.21	223.90
Grand Total	10,662	3,260	7,402	4,526

Contracts awarded \$10,662 million Distribution by sector



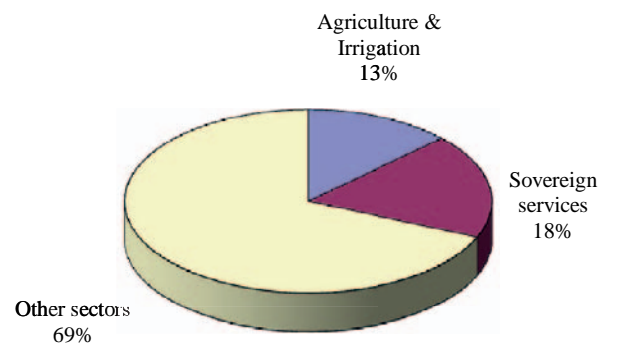
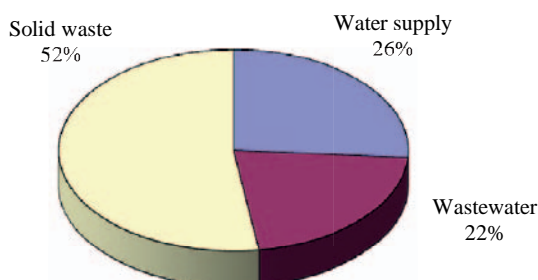
Physical infrastructure \$5,006 million

Social infrastructure \$1,582 million

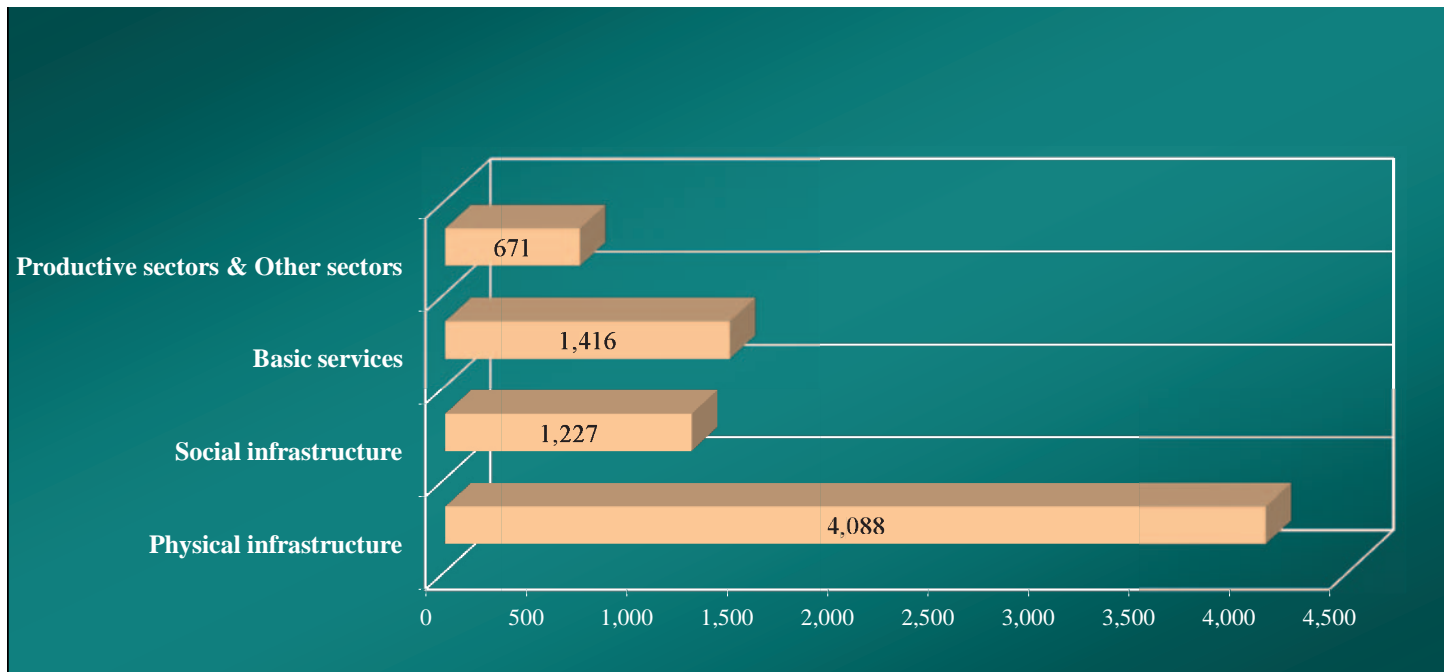


Basic services \$3,190 million

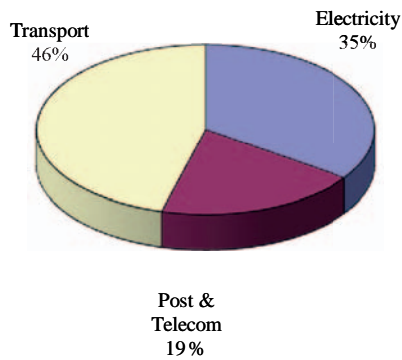
Productive sectors & Other sectors \$833 million



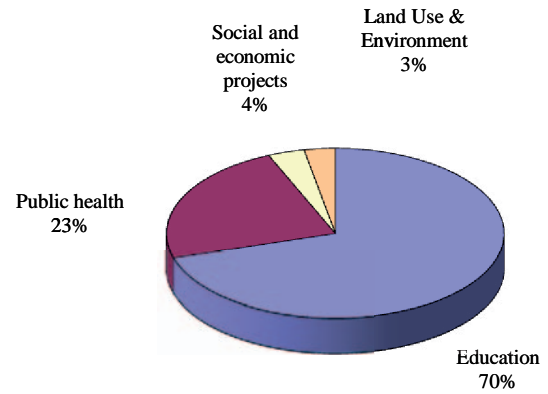
Contracts completed \$7,402 million Distribution by sector



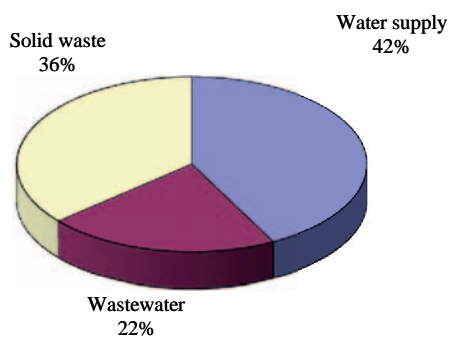
Physical infrastructure \$ 4,088 million



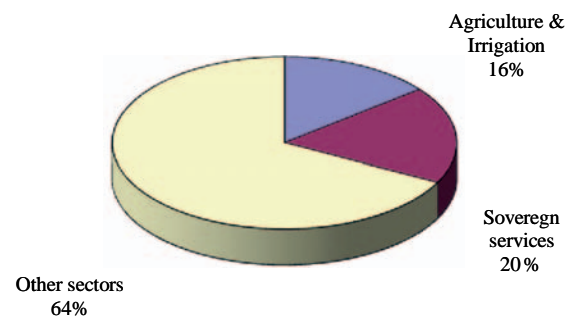
Social infrastructure \$1,227 million



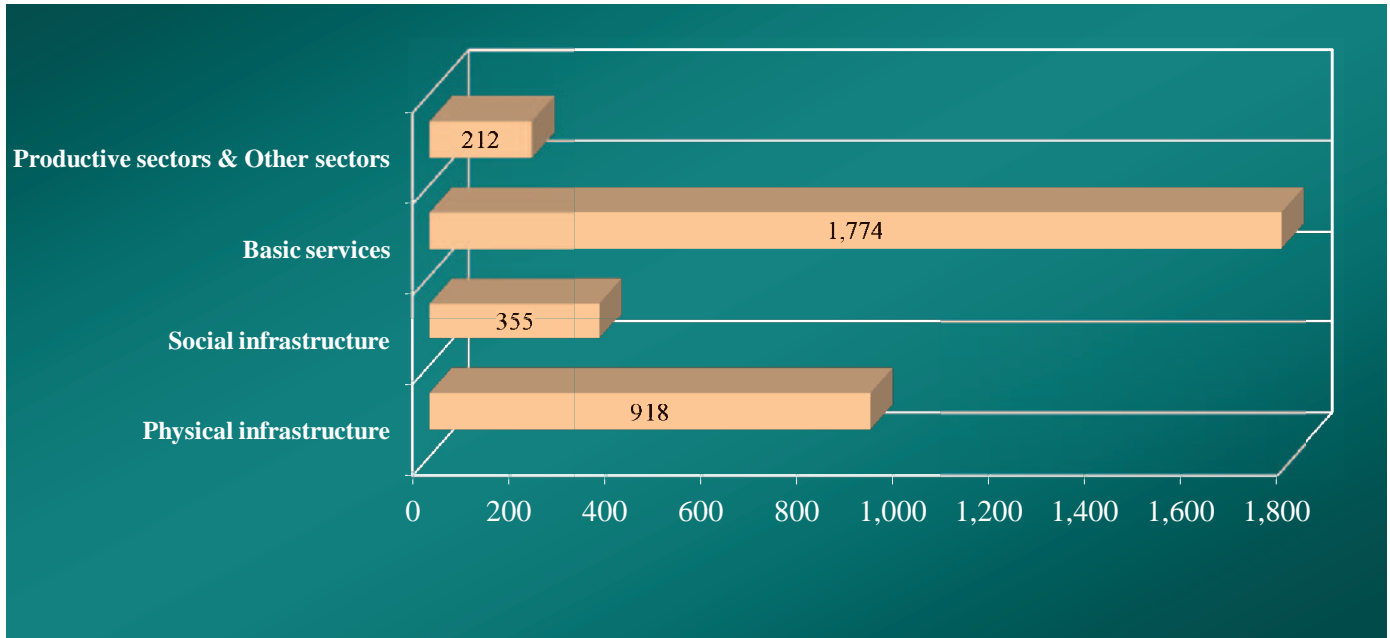
Basic services \$1,416 million



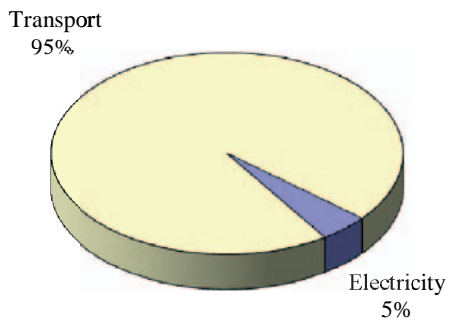
Productive sectors & Other sectors \$671 million



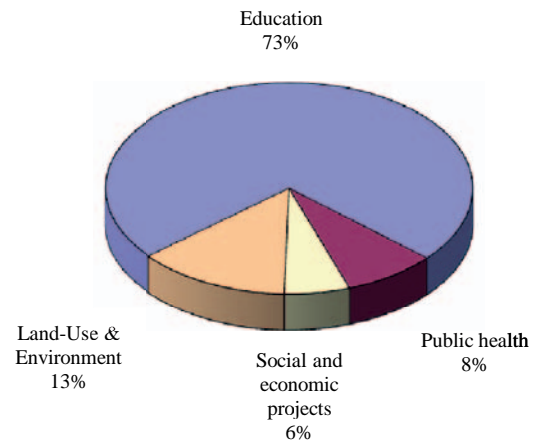
Contracts in progress \$3.260 million Distribution by sector



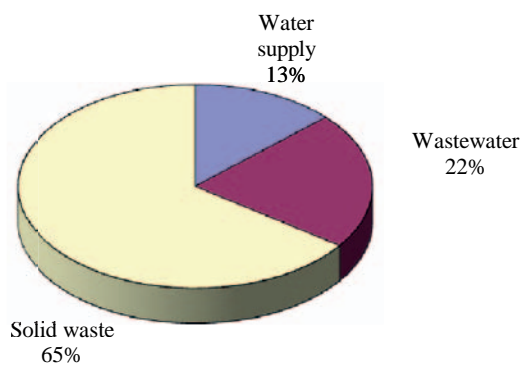
Physical infrastructure \$918 million



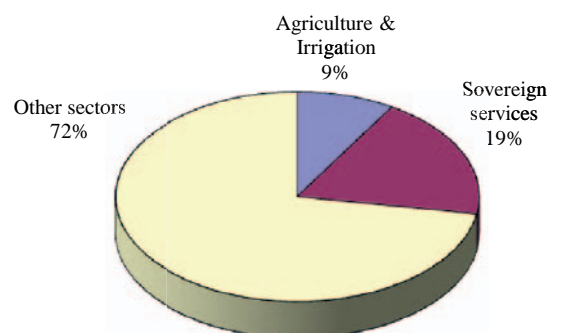
Social infrastructure \$355 million



Basic services \$1,774 million



Productive sectors & other sectors \$212 million



**Contracts completed \$10.662 millions
(completed & in progress) Distribution by sector**

