

General Overview of the Sectors



The activities of CDR cover various economic sectors. However, the extent of these activities varies from sector to sector in accordance with the Government's directives and Lebanon's free enterprise economic system. The role of the State is limited to the support and promotion of the private sector. CDR works in conjunction with the various ministries concerned by implementing investment projects and providing them with technical assistance.

Operation and maintenance of completed infrastructure projects remains the responsibility of the relevant ministries. However, CDR manages and implements operation and maintenance services that may be requested by the Government.

CDR is active in the following four main sector groups:

Physical infrastructure: Electricity, telecommunications and transportation;

Social infrastructure: Education, public health, social and economical development, land use and environment;

Basic services: Water supply, wastewater, solid waste management;

Productive and other sectors: Agriculture, irrigation, sovereignty services, tourism and others;

The total value of contracts signed by CDR between 1992 and the end of 2012 was about US \$ 11,423 million. About US \$ 7,660 million of the projects were completed, while works valued at about US \$ 3,763 million is underway. These contracts are distributed among sectors according to the following ratios:

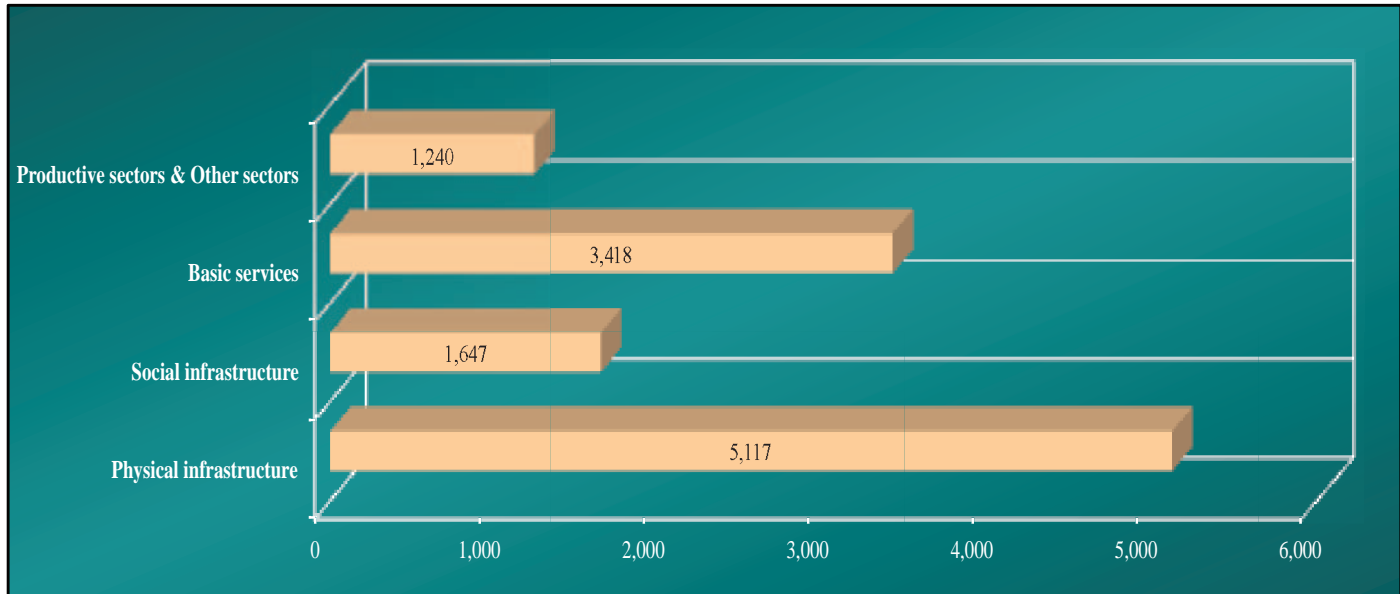
The charts that follow provide an overview of the distribution of contracts over the main sectoral groups, as well as the distribution of contracts over the specific sectors that make up these sectoral groups.

Sector	%
Electricity	13
Transportation	25
Water supply and Wastewater	14
Telecommunications and Post	7
Solid waste	16
Education	10
Public Health	3
Other sectors	12

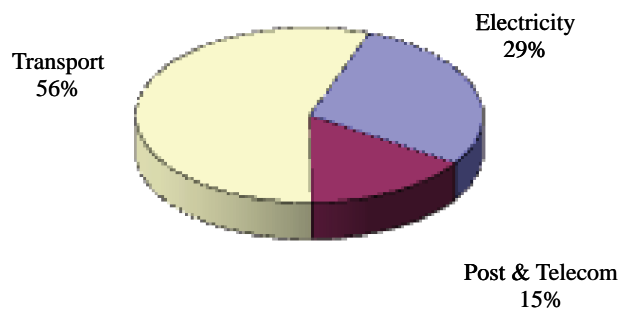
**Total value of contracts awarded from the 31st of December 1992 till the
31st of December 2012 in millions of dollars**

Sectors	Total Contracts (U.S. dollars)	Contracts In progress (U.S. dollars)	Contracts Completed (U.S. dollars)	Foreign funding (U.S. dollars)
Physical Infrastructure				
Electricity	1,466,06	48,03	1,418,03	1,276,78
Telecommunications, Posts	798,49	0,00	798,49	33,26
Transportation	2,852,06	856,65	1,995,41	1,073,93
Social Infrastructure				
Education	1,174,14	306,97	876,17	531,11
Public health	321,56	40,81	280,75	217,84
Environment and Regional Planning	94,37	55,67	38,70	59,07
Social and economical affairs	57,40	10,19	47,21	24,30
Basic Services				
Water Supply	881,90	245,52	636,38	616,24
Wastewater	709,17	364,00	345,17	407,14
Solid Waste	1,827,10	1,312,74	514,36	33,58
Productive sectors and other sectors				
Agriculture and Irrigation	469,71	373,44	96,27	275,82
Sovereign services	162,67	31,89	130,78	10,28
Other Sectors	607,99	116,86	491,13	224,76
Grand Total	11,422,62	3,763	7,660	4,784

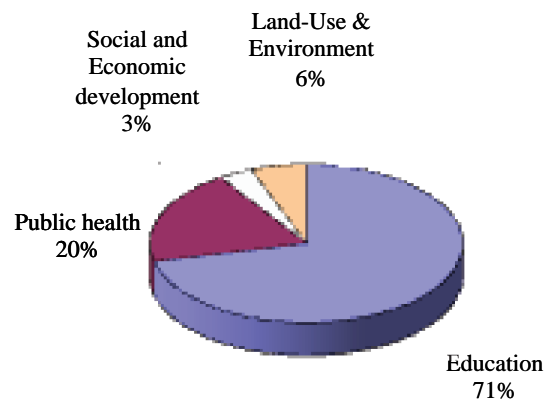
**Contracts awarded \$11,423 million
Distribution by sector**



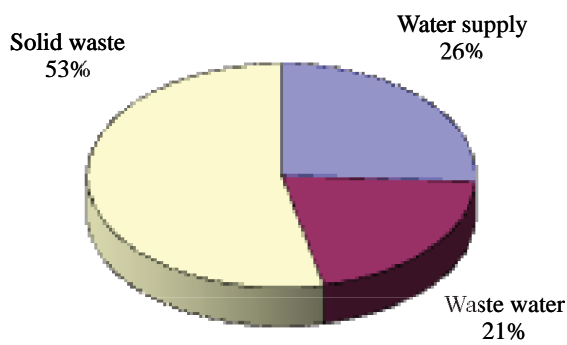
Physical infrastructure \$5,117 million



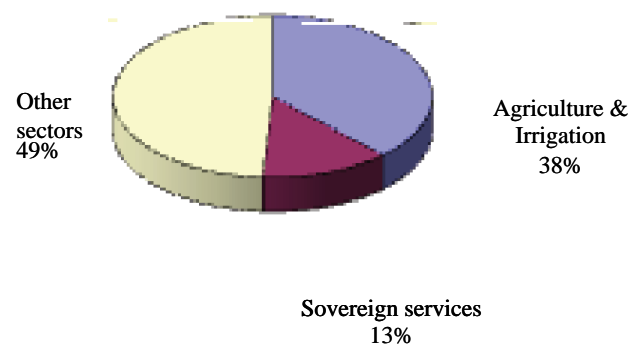
Social and Economic sectors \$1,648 million



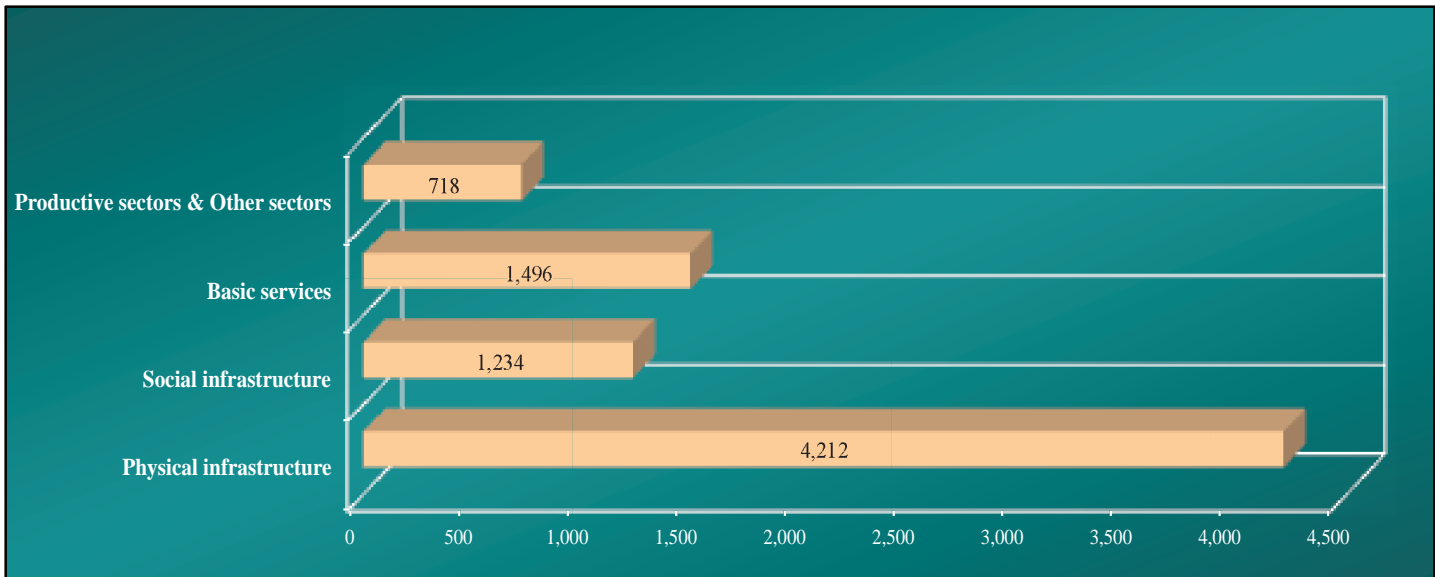
Basic services \$3,418 million



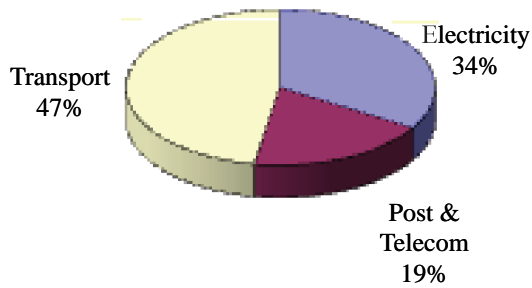
Productive sectors & Other sectors \$1,240 million



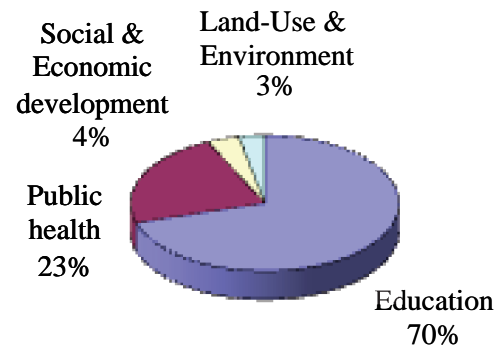
Contracts completed \$7,660 million Distribution by sector



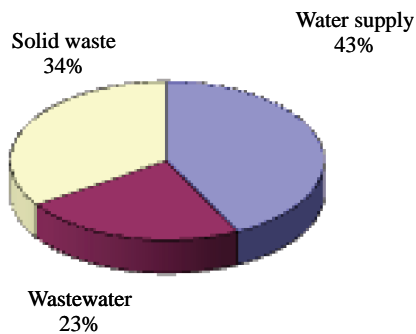
Physical infrastructure \$4,212 million



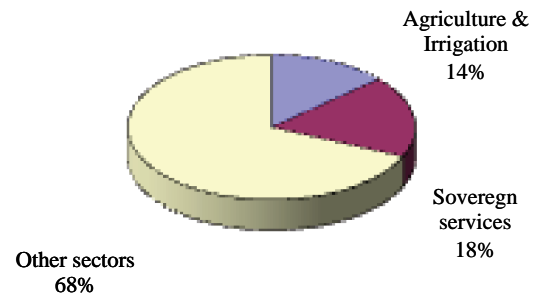
Social and Economic sectors \$ 1,234 million



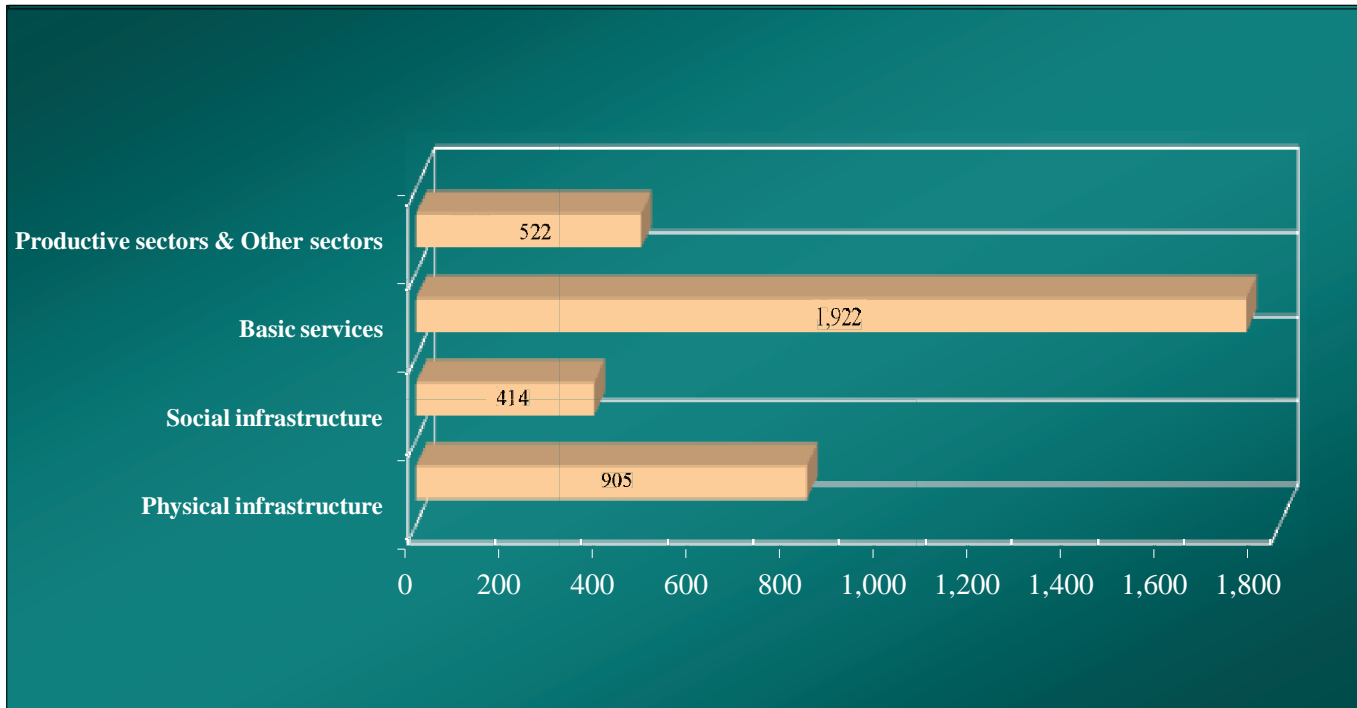
Basic services \$1,496 million



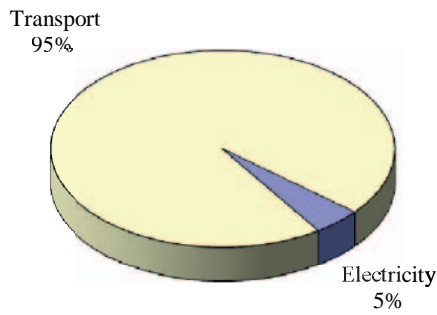
Productive sectors & Other sectors \$718 million



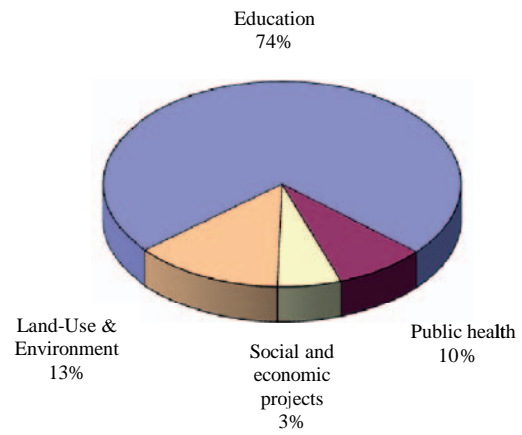
Contracts in progress \$3.763 million Distribution by sector



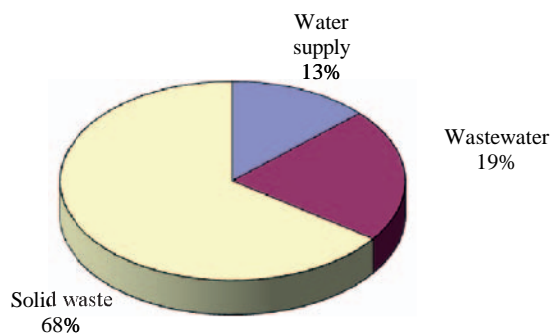
Physical infrastructure \$905 million



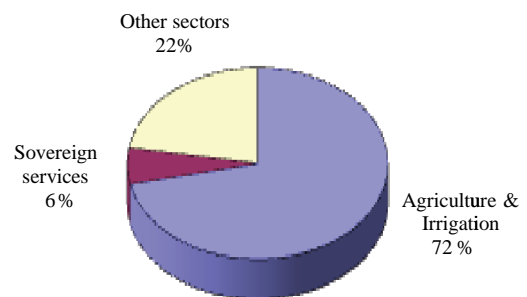
Social infrastructure \$414 million



Basic services \$1,922 million



Productive sectors & other sectors \$522 million



**Contracts awarded \$11.423 millions
(completed & in progress) Distributed by sector**

