



General Overview of the Sectors

The activities of CDR cover various economic sectors. However, the extent of these activities varies from sector to sector in accordance with the Government's directives and Lebanon's free enterprise economic system. The role of the State is limited to the support and promotion of the private sector. CDR works in conjunction with the various ministries concerned by implementing investment projects and providing them with technical assistance.

Operation and maintenance of completed infrastructure projects remains the responsibility of the relevant ministries. However, CDR manages and implements operation and maintenance services that may be requested by the Government.

CDR is active in the following four main sector groups:

- 1 - Physical infrastructure: Electricity, telecommunications and transportation;

- 2 - Social infrastructure: Education, public health, social and economical development, land use and environment;

- 3 - Basic services: Water supply, wastewater, solid waste management;

- 4 - Productive and other sectors: Agriculture, irrigation, sovereignty services, tourism and others;

The total value of contracts signed by CDR between 1992 and the end of 2013 was about US \$ 12,059 million. About US \$ 7,886 million of the projects were completed, while works valued at about US \$ 4,173 million is underway. These contracts are distributed among sectors according to the following ratios:

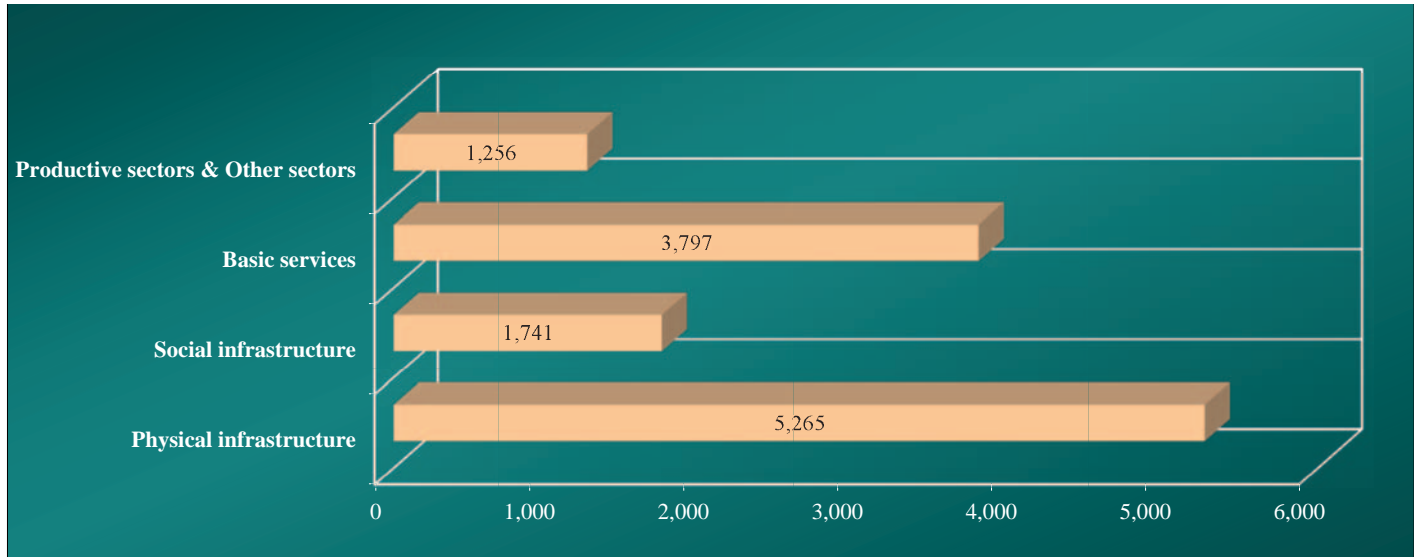
The charts that follow provide an overview of the distribution of contracts over the main sectoral groups, as well as the distribution of contracts over the specific sectors that make up these sectoral groups.

Sector	%
Electricity	12
Transportation	25
Water supply and Wastewater	15
Telecommunications and Post	7
Solid waste	17
Education	10
Public Health	3
Other sectors	11

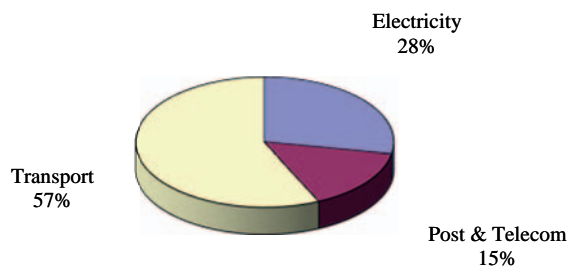
**Total value of contracts awarded from the 31st of December 1992 till the
31st of December 2013 in millions of dollars**

Sectors	Total Contracts (U.S. dollars)	Contracts In progress (U.S. dollars)	Contracts Completed (U.S. dollars)	Foreign funding (U.S. dollars)
Physical Infrastructure				
Electricity	1,470.60	51.89	1,418.71	1,281.80
Telecommunications, Posts	798.49	0.00	798.49	33.26
Transportation	2,995.92	971.65	2,024.27	1,085.30
Social Infrastructure				
Education	1,251.26	258.65	992.61	532.99
Public health	325.74	39.55	286.19	218.29
Environment and Regional Planning	98.93	56.41	42.52	60.00
Social and economical affairs	64.62	17.56	47.06	24.30
Basic Services				
Water Supply	996.13	314.38	681.75	691.52
Wastewater	776.63	452.73	323.90	432.49
Solid Waste	2,024.14	1,509.90	514.24	33.60
Productive sectors and other sectors				
Agriculture and Irrigation	470.47	371.30	99.17	276.50
Sovereign services	163.01	32.19	130.82	10.28
Other Sectors	622.86	96.90	525.96	236.90
Grand Total	12,058.80	4,173	7,886	4,917

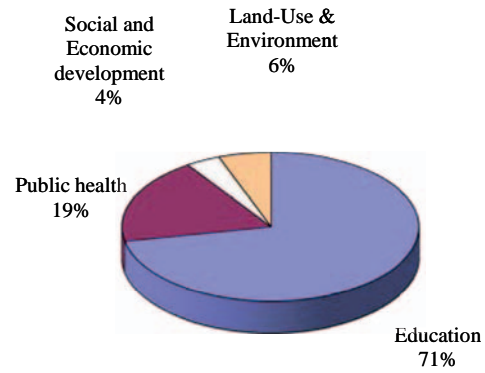
Contracts awarded \$12,59 millions Distribution by sector



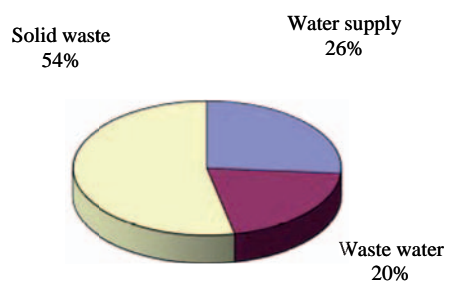
Physical infrastructure \$5,265 million



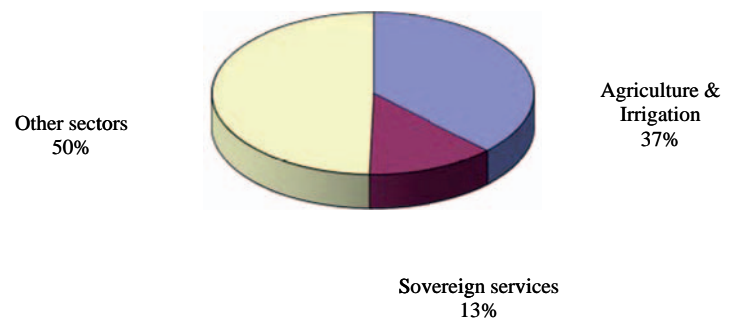
Social and Economic sectors \$1,741 million



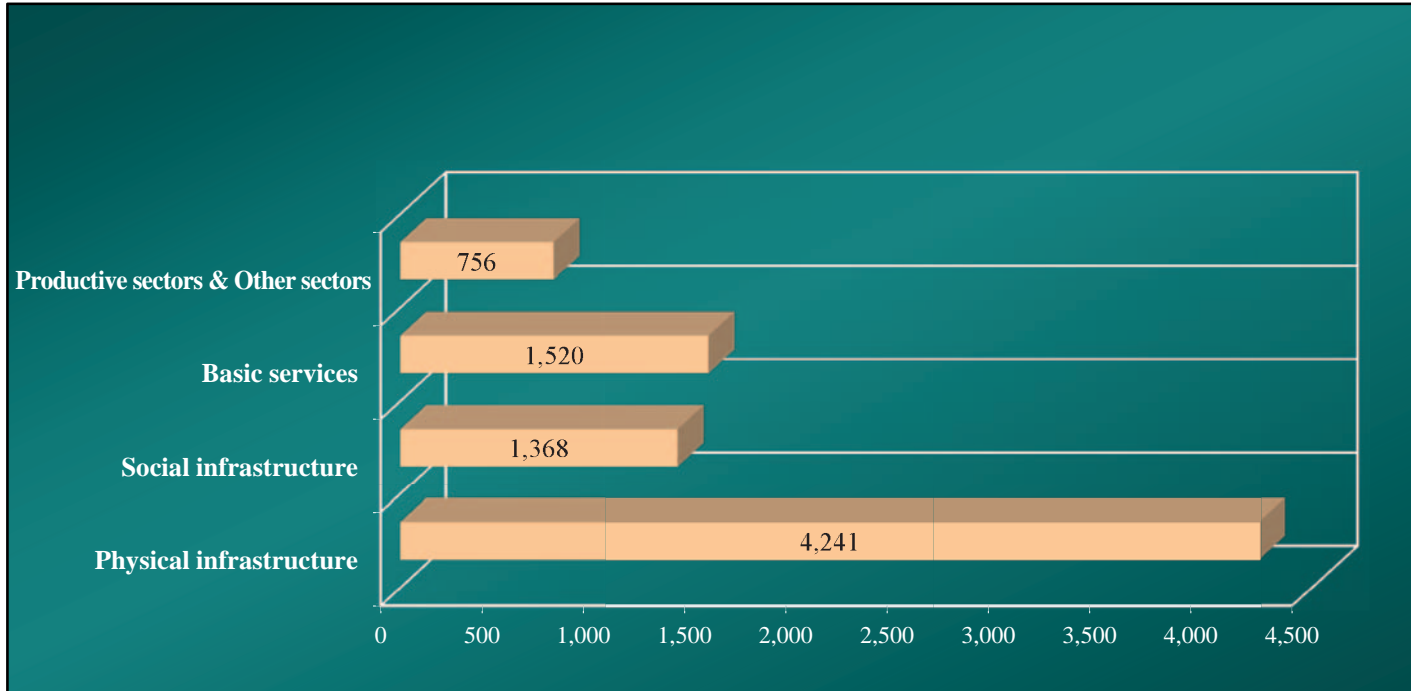
Basic services \$3,797 million



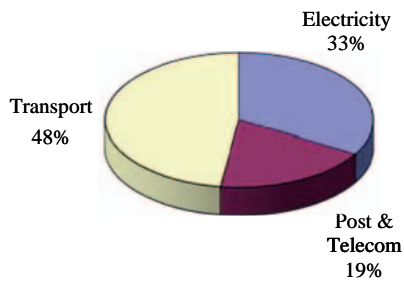
Productive sectors & Other sectors \$1,256 million



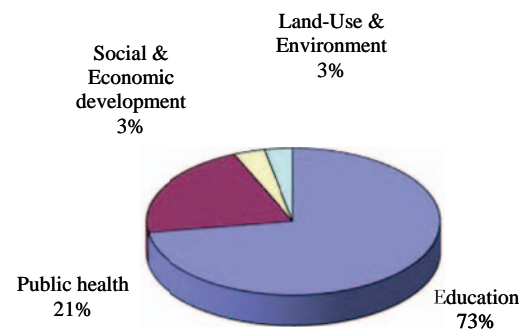
Contracts completed \$7,886 millions Distribution by sector



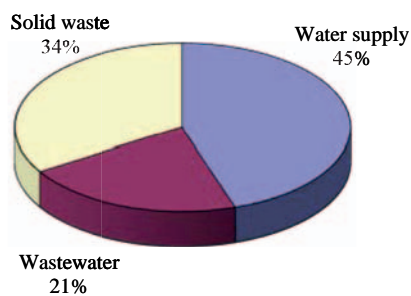
Physical infrastructure \$4,242 million



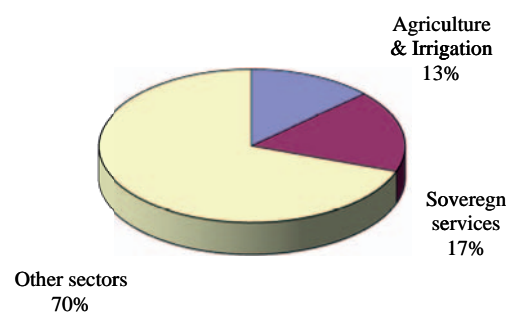
Social and Economic sectors \$ 1,368 million



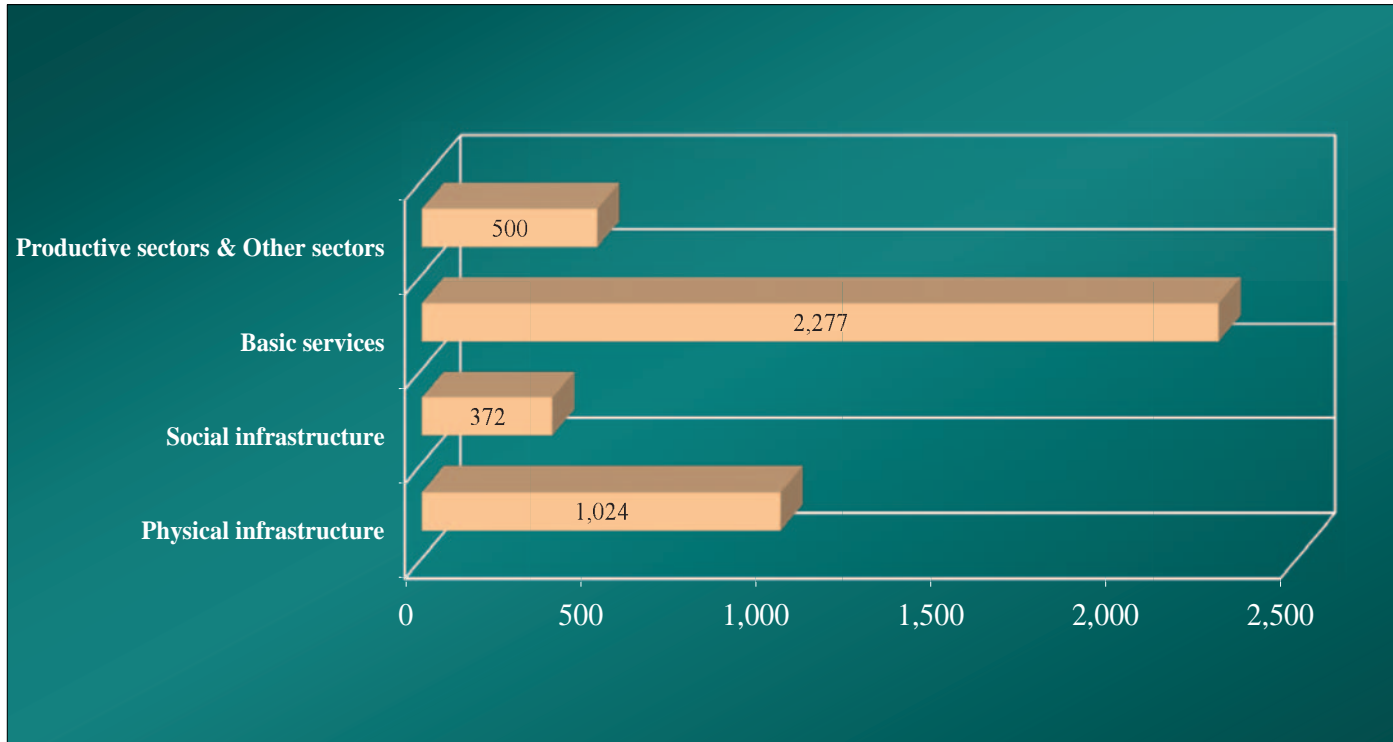
Basic services \$1,520 million



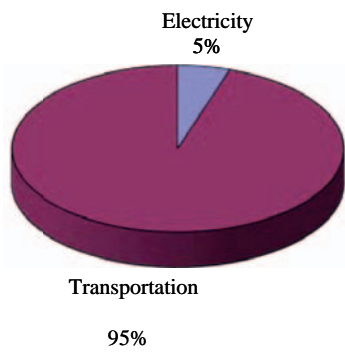
Productive sectors & Other sectors \$756 million



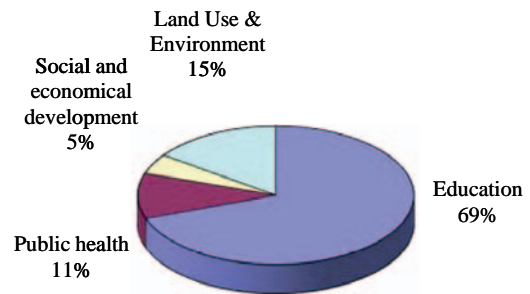
Contracts in progress \$4,173 million Distribution by sector



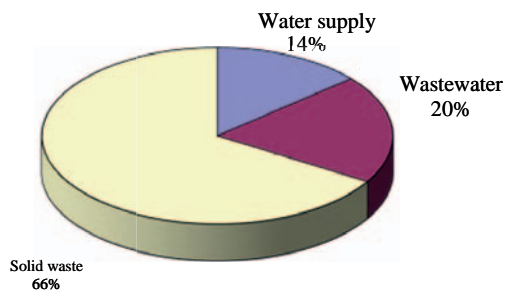
Physical infrastructure \$1024 million



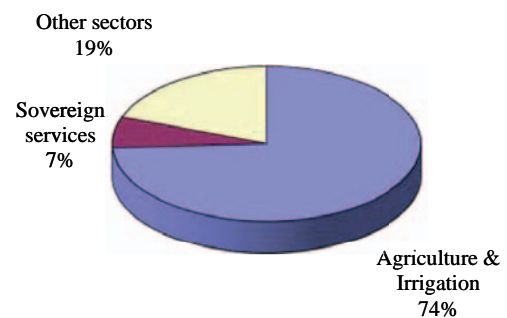
Social and Economic sectors \$ 372 million



Basic services \$2,277 million



Productive sectors & other sectors \$ 500 million



**Contracts awarded \$12,056 millions
(completed & in progress) Distribution by sector**

