

## GENERAL OVERVIEW OF THE SECTORS

The activities of CDR cover various economic sectors. However, the extent of these activities varies from sector to sector in accordance with the Government's directives and Lebanon's free enterprise economic system. The role of the State is limited to the support and promotion of the private sector. CDR works in conjunction with the various ministries concerned by implementing investment projects and providing them with technical assistance.

Operation and maintenance of completed infrastructure projects remains the responsibility of the relevant ministries. However, CDR manages and implements operation and maintenance services that may be requested by the Government.

CDR is active in the following four main sector groups:

- 1- Physical infrastructure: Electricity, telecommunications and transportation;
- 2- Social infrastructure: Education, public health, social and economical development, land use and environment;
- 3- Basic services: Water supply, wastewater, solid waste management;
- 4- Productive and other sectors: Agriculture, irrigation, sovereignty services, tourism and others;

The total value of contracts signed by CDR between 1992 and the end of 2014 was about US \$ 12,491.30 million. About US \$ 7,991.80 million of the projects were completed, while works valued at about US \$ 4,499.51 million is

underway. These contracts are distributed among sectors according to the following ratios:

Sector	%
Electricity	12
Transportation	25
Water supply and Wastewater	15
Telecommunications and Post	7
Solid waste	18
Education	10
Public Health	3
Other sectors	10

The charts that follow provide an overview of the distribution of contracts over the main sectoral groups, as well as the distribution of contracts over the specific sectors that make up these sectoral groups.

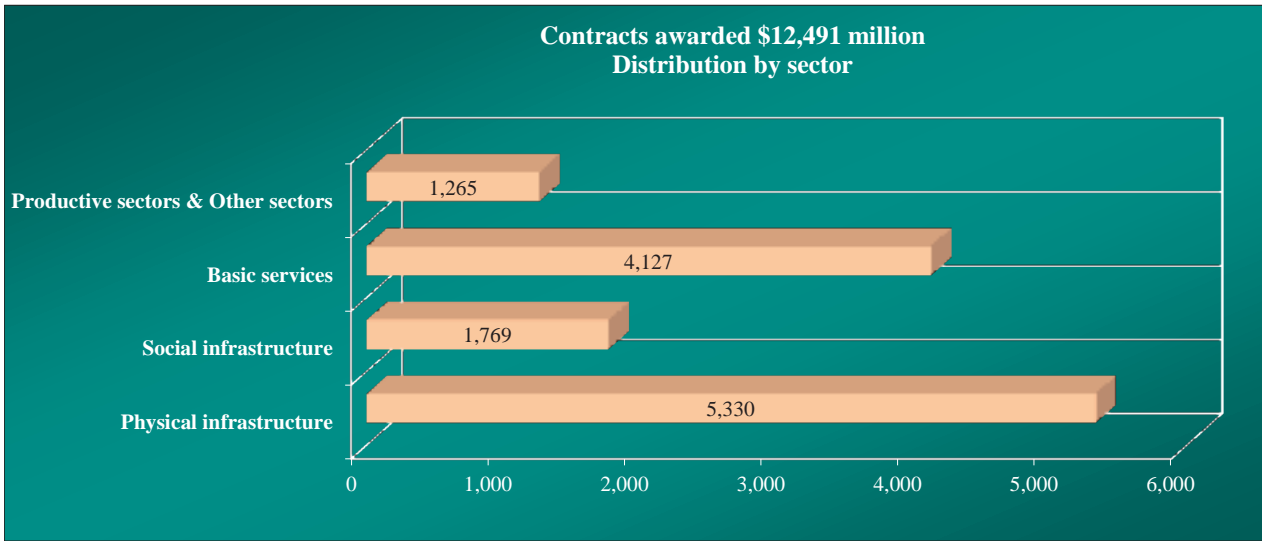


**Total value of contracts awarded from the 31st of December 1992 till the 31st of December 2014 in millions of dollars**

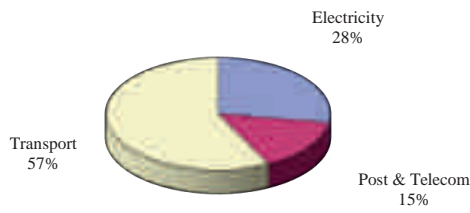
Sectors	Total Contracts (U.S. dollars)	Contracts In progress (U.S. dollars)	Contracts Completed (U.S. dollars)	Foreign funding (U.S. dollars)
<b>Physical Infrastructure</b>				
Electricity	1,471.87	52.05	1,419.82	1,283.02
Telecommunications, Posts	798.49	0.00	798.49	33.26
Transportation	3,059.81	993.31	2,066.50	1,087.37
<b>Social Infrastructure</b>				
Education	1,263.01	262.47	1,000.54	538.63
Public health	335.46	46.85	288.61	218.39
Environment and Regional Planning	103.74	55.73	48.01	82.17
Social and economical affairs	66.63	19.07	47.56	24.30
<b>Basic Services</b>				
Water Supply	1,082.59	383.05	699.54	719.95
Wastewater	837.86	492.30	345.56	469.41
Solid Waste	2,206.80	1,692.42	514.38	33.60
<b>Productive sectors and other sectors</b>				
Agriculture and Irrigation	476.30	376.04	100.26	276.94
Sovereign services	163.55	31.13	132.42	10.28
Other Sectors	625.19	95.08	530.11	239.30
Grand Total	12,491.30	4,500	7,992	5,017

Note: In case an addendum is signed and is part of a completed project, the value of the completed project will be moved to the section of projects in progress.

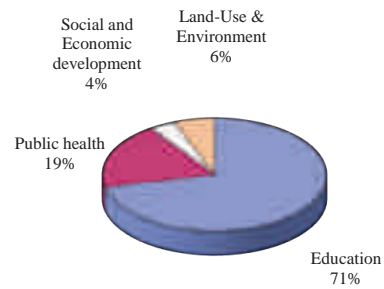




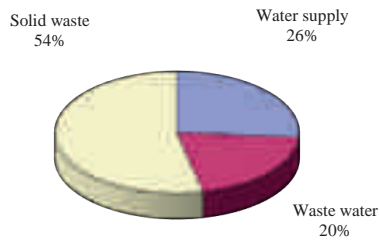
Physical infrastructure \$5,330.31 million



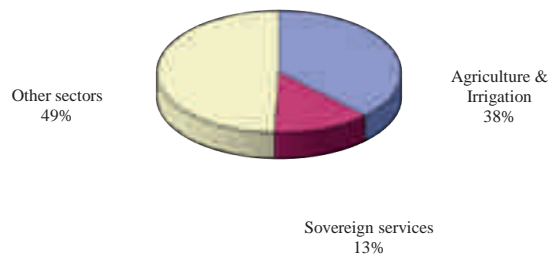
Social and Economic sectors \$1,768.85 million

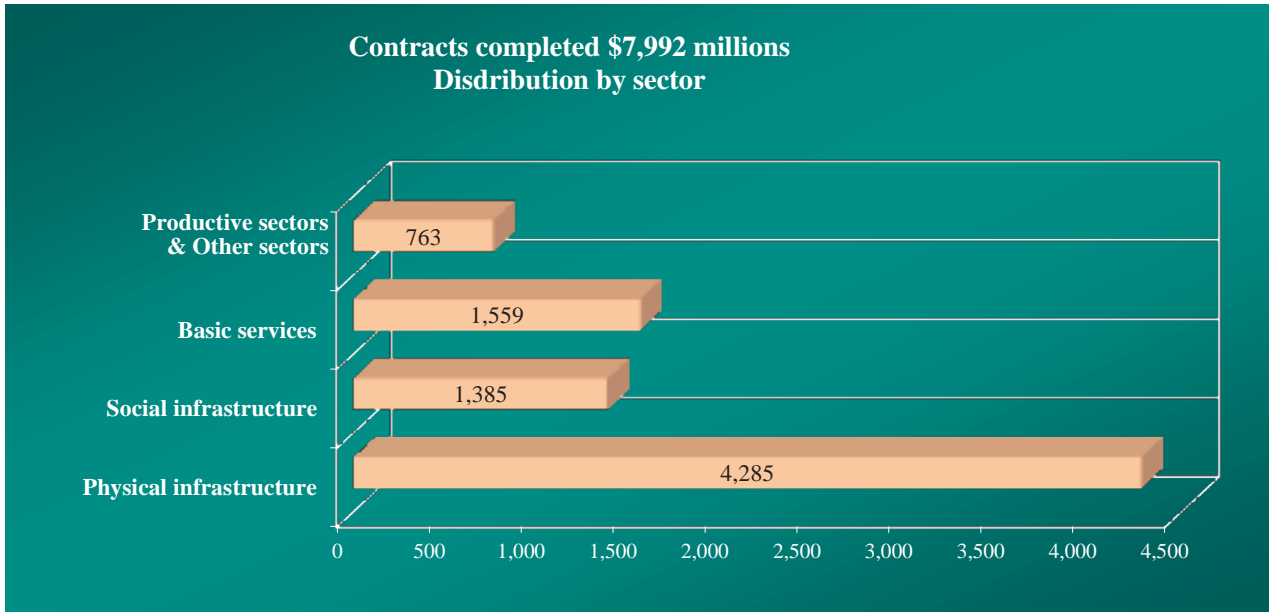


Basic services \$4,127.25 million

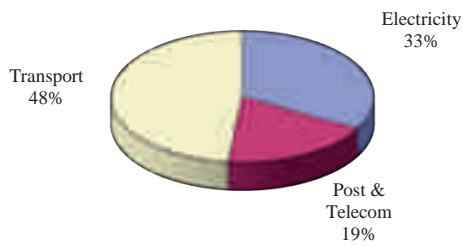


Productive sectors & Other sectors \$1,264.89 million

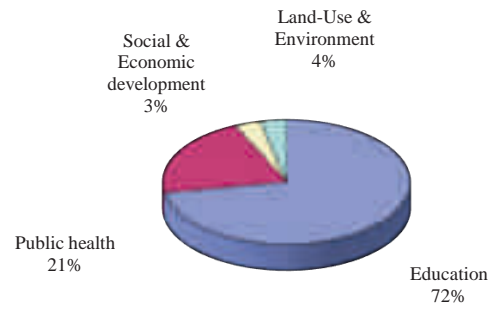




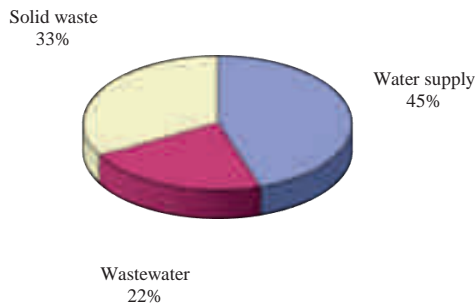
**Physical infrastructure \$4,285 million**



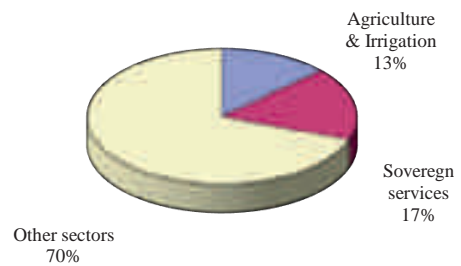
**Social and Economic sectors \$ 1,385 million**

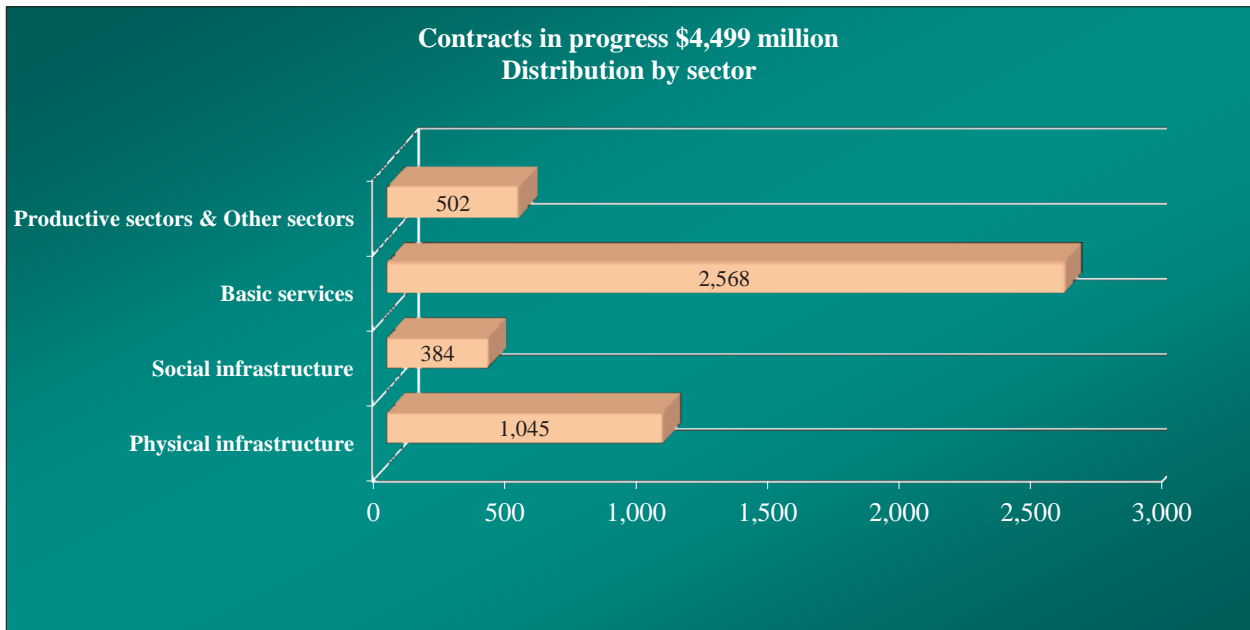


**Basic services \$1,559 million**



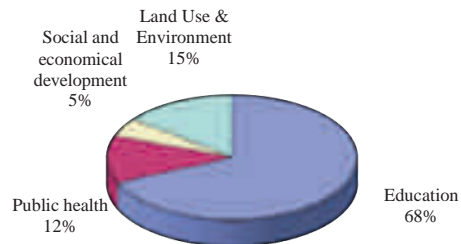
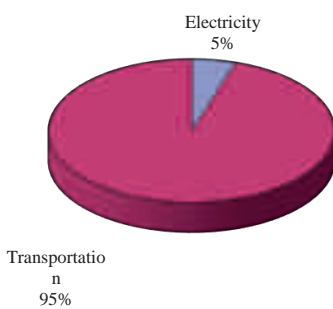
**Productive sectors & Other sectors \$763 million**





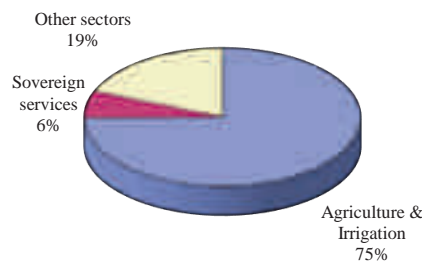
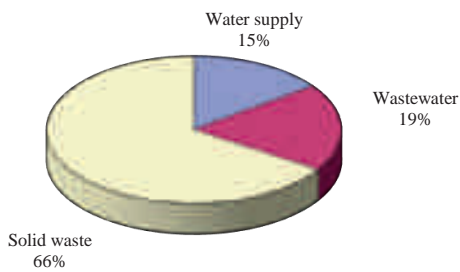
Physical infrastructure \$1,045 million

Social and Economic sectors \$ 384 million



Basic services \$2,568 million

Productive sectors & other sectors \$ 502 million



**Contracts awarded \$ 12,491.30 millions (completed & in progress) Distributed by sector**

